

# PARADISE PLAZA

6606 CLARK RD

PARADISE, CA

FOR LEASE

15,000 SF - 32,457 SF ANCHOR SPACE

PARADISE IS THE FASTEST GROWING CITY  
IN THE STATE OF CALIFORNIA!

PARADISE GREW BY 16.1 PERCENT IN 2023

# ETHAN CONRAD

PROPERTIES INC.

LEASE SIGNED!

**five BELOW**

NOW OPEN!

**ROSS** **BIG LOTS!**  
DRESS FOR LESS®

**TSC** **TRACTOR  
SUPPLY CO.**



**REMODEL COMPLETE**

FOR MORE INFORMATION CONTACT:

**Race Merritt**

DRE: #01700659

race@ethanconradprop.com

**Ravjeet Basi**

DRE: #02087094

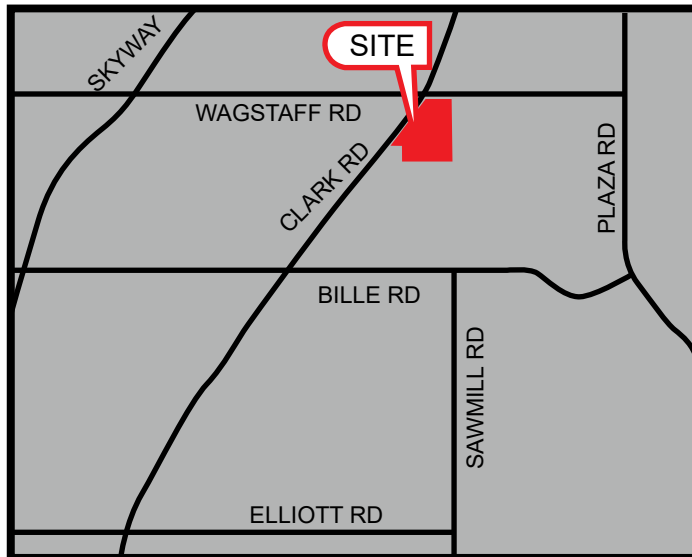
basi@ethanconradprop.com

**916.779.1000**

ETHAN CONRAD PROPERTIES, INC  
1300 NATIONAL DRIVE, SUITE 100 | SACRAMENTO CA, 95834 | 916.779.1000  
www.ethanconradprop.com

FEATURES:

- Five Below lease signed! Ross Dress for Less, Big Lots! and Tractor Supply Co are now open!
- Dominant neighborhood shopping center in all of Paradise
- Anchored by SaveMart grocery store, Dollar Tree, Tractor Supply Co and Big Lots!
- Monument and pylon signage available
- Abundant parking

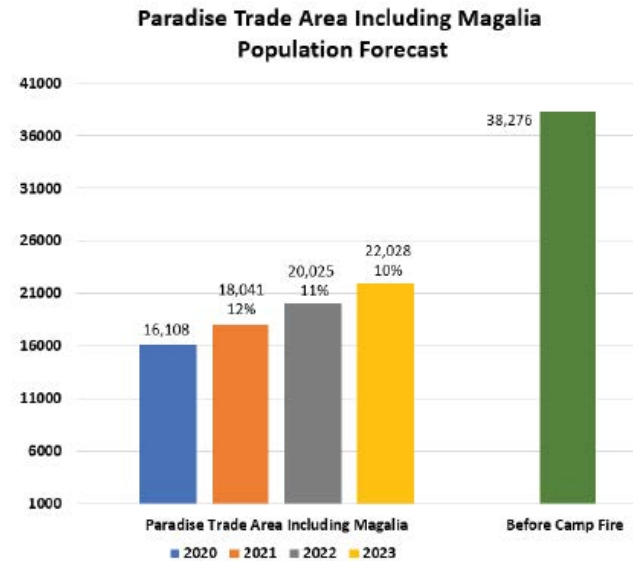


PROPERTY DETAILS:

This is the only grocery anchored shopping center in Paradise which survived the fire with no damage. This community shopping center is located in the town of Paradise and is anchored by SaveMart grocery store. Other tenants include: Mountain Mike’s Pizza, T-Mobile, Subway, Dollar Tree and more.

Save Mart \$1.7M interior and exterior remodel completed.

Paradise is the fastest growing city in the State of California!



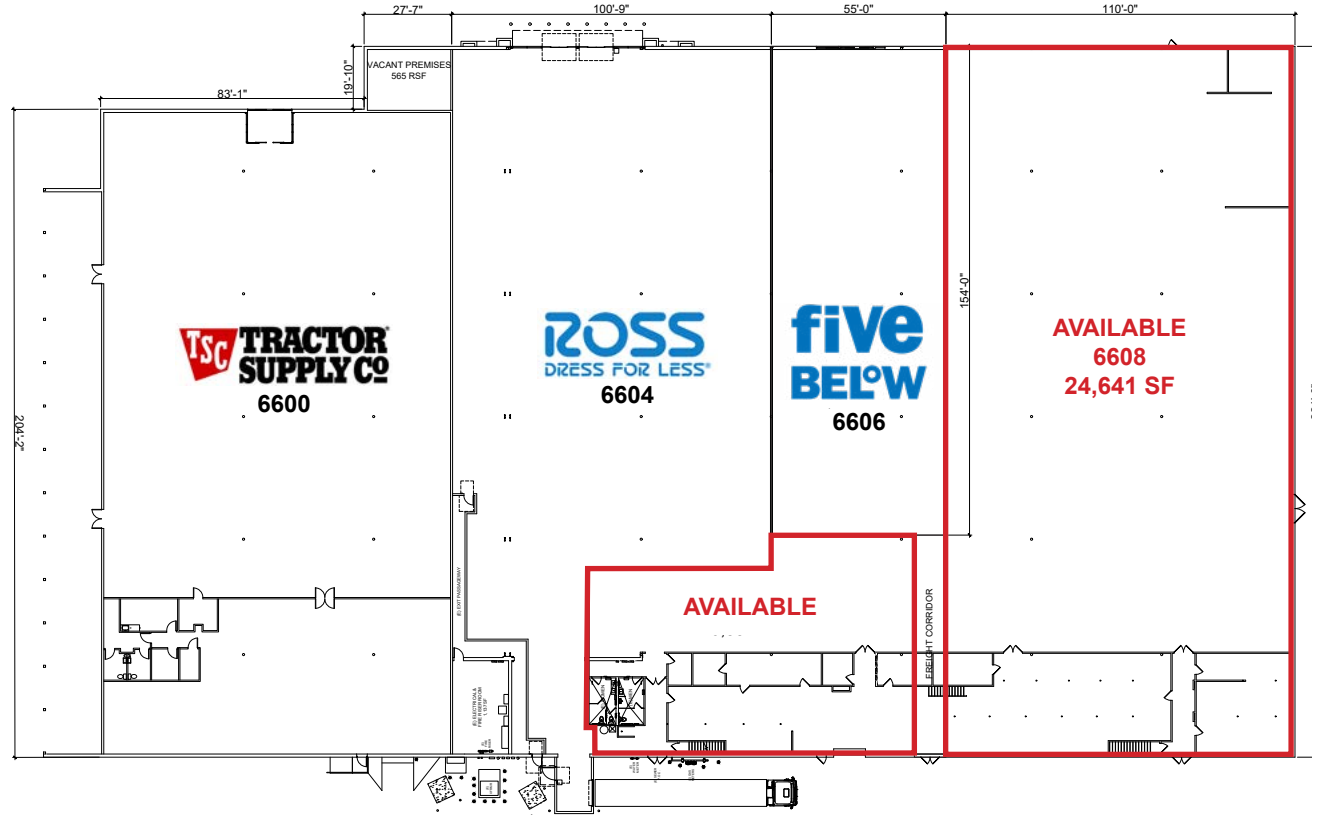
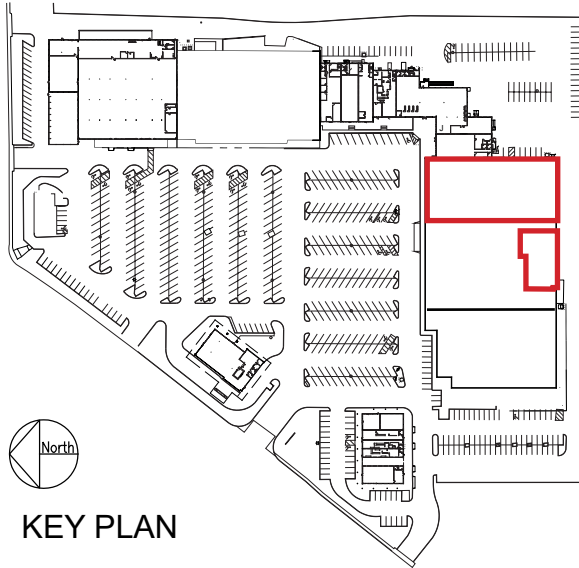
ETHAN CONRAD PROPERTIES, INC.

1300 NATIONAL DRIVE, SUITE 100 | SACRAMENTO CA, 95834 | 916.779.1000

www.ethanconradprop.com

The information contained herein has been obtained from sources we believe to be reliable. However, we cannot guarantee, warrant or represent its accuracy and all information is subject to error, change or withdrawal. An interested party and their advisors should conduct an independent investigation of the property to determine to your satisfaction the suitability of the property for your needs.

6600 CLARK RD  
FLOOR PLAN



SF	Lease Rate	Monthly Rent	SF	Lease Rates
32,457	\$0.85 PSF, NNN	\$27,588.00	Divisible to 15,000	\$0.85 - \$0.99 PSF, NNN
NNN costs are approximately \$0.29 PSF.				

ETHAN CONRAD PROPERTIES, INC.

1300 NATIONAL DRIVE, SUITE 100 | SACRAMENTO CA, 95834 | 916.779.1000

www.ethanconradprop.com

The information contained herein has been obtained from sources we believe to be reliable. However, we cannot guarantee, warrant or represent its accuracy and all information is subject to error, change or withdrawal. An interested party and their advisors should conduct an independent investigation of the property to determine to your satisfaction the suitability of the property for your needs.

SITE PLAN



ETHAN CONRAD PROPERTIES, INC.

1300 NATIONAL DRIVE, SUITE 100 | SACRAMENTO CA, 95834 | 916.779.1000

www.ethanconradprop.com

The information contained herein has been obtained from sources we believe to be reliable. However, we cannot guarantee, warrant or represent its accuracy and all information is subject to error, change or withdrawal. An interested party and their advisors should conduct an independent investigation of the property to determine to your satisfaction the suitability of the property for your needs.



**ETHAN CONRAD PROPERTIES, INC.**  
1300 NATIONAL DRIVE, SUITE 100 | SACRAMENTO CA, 95834 | 916.779.1000  
[www.ethanconradprop.com](http://www.ethanconradprop.com)

The information contained herein has been obtained from sources we believe to be reliable. However, we cannot guarantee, warrant or represent its accuracy and all information is subject to error, change or withdrawal. An interested party and their advisors should conduct an independent investigation of the property to determine to your satisfaction the suitability of the property for your needs.